

A PRACTICAL GUIDE FOR STUDENTS WHO WANT  
TO **STAND OUT** AND **WIN** REAL OPPORTUNITIES

# THE DIGITAL IDENTITY ADVANTAGE

How Students Can Use **AI**,  
**LinkedIn**, and **Personal Branding**  
to Win Opportunities



**LEVERAGE AI**  
Work Smarter.  
Learn Faster.



**BUILD YOUR PRESENCE**  
Turn LinkedIn into your  
opportunity magnet.



**CREATE YOUR BRAND**  
Be memorable.  
Be trustworthy.



**LAND OPPORTUNITIES**  
Internships. Jobs.  
Collaborations.



**REAL STRATEGIES.  
PRACTICAL STEPS.  
REAL RESULTS.**

“  
Your degree  
opens the door,  
but your digital  
identity gets you  
in.”

BY

**MOUSA AL-SUFAYYAN**

Finance Student | AI Enthusiast | Builder

# INTRODUCTION

Most students believe that graduating with a degree is enough.

**It is not.**

Today, opportunities do not only go to the smartest people.

They go to the most **visible** people.






We live in a world where your **digital identity** can speak before you do.

Your LinkedIn profile, your projects, your online presence, and the way you present yourself online now matter more than ever.

The internet has **changed the rules**.



**A student with strong digital visibility can:**

-  Get internship opportunities faster
-  Build meaningful professional connections
-  Attract recruiters and collaborators
-  Launch projects and businesses
-  Stand out before graduation

At the same time, **artificial intelligence** is changing the future of education and careers. Students who learn how to use AI strategically will have a massive advantage over those who ignore it.

This book is not about becoming famous online.

**It is about becoming discoverable.**

**It is about learning how to position yourself in a world where attention creates opportunities.**



**Inside this guide, you will learn:**



Why most students stay invisible



How LinkedIn became the new resume



How AI can accelerate your growth



Why projects matter more than certificates



How to build a digital identity that creates real opportunities

You do not need to be an expert.

You do not need thousands of followers.

You only need to **start intentionally**.

Because in the modern world:

“  
Your degree opens the door, but your **digital identity** gets you in.”

# TABLE OF CONTENTS



## Introduction The New Digital Era

01



## Chapter 1 Why Most Students Stay Invisible

03

- The problem with traditional education
- Why skills are no longer enough
- Visibility vs. talent
- The opportunity gap



## Chapter 2 LinkedIn Is the New Resume

07

- Why LinkedIn matters
- Building a strong profile
- The psychology of professional branding
- Common LinkedIn mistakes students make



## Chapter 3 How AI Gives Students an Unfair Advantage

11

- AI tools every student should know
- Learning faster with AI
- Productivity and automation
- Using AI responsibly

“

A clear roadmap  
to build your digital identity  
and unlock opportunities.

”



## Chapter 4 Building Your Digital Identity

15

- Personal branding basics
- Creating an online presence
- Consistency and trust
- Becoming discoverable



## Chapter 5 Projects Beat Certificates

19

- Why proof of work matters
- Building practical projects
- Creating a portfolio
- Showing real value online



## Chapter 6 How to Start Today

23

- Your first 30-day action plan
- Small steps that create momentum
- Networking strategically
- Staying consistent



## Final Thoughts The Future Belongs to Visible Builder

27

# WHY MOST STUDENTS STAY **INVISIBLE**

Most students spend years studying hard.

Yet after graduation, many of them **struggle to get noticed.**

Not because they are not **talented.**

But because **nobody knows they exist.**

“ **Visibility creates opportunity.** ”

We live in a world where **visibility** matters more than ever.



Companies **search online** before they hire.



Recruiters check **LinkedIn** before interviews.



People **trust proof** more than promises.

The internet **changed the rules.**

And most students still play by the **old ones.**

# WHY MOST STUDENTS STAY **INVISIBLE**

The traditional system taught students one thing:



*“Get good grades and opportunities will come.”*

But the modern world works differently. Today, **skills alone** are no longer enough.

You must also know how to:



Present yourself



Build credibility



Show your work



Communicate your value online

Many talented students remain invisible because:


- They never build an **online presence**
- They underestimate **LinkedIn**
- They avoid **sharing** their work
- They think **certificates** are enough
- They wait for opportunities instead of creating **visibility**



## The Visibility Gap

The gap between talented people and recognized people.

And in many cases, recognized people **win more opportunities**.



“  
Visibility  
is no longer  
**optional**.  
It is part of  
modern  
**success**.”

# THE NEW REALITY OF OPPORTUNITY

The world has changed.  
Opportunities no longer come to those who wait.  
They go to those who are **visible**.

## DID YOU KNOW?



**87%**

of recruiters use LinkedIn to evaluate candidates.



**90%**

of employers search online before making a hire.



**70%**

of opportunities are never posted publicly.



**11x**

more profile views for students with a strong presence.

Source: LinkedIn, Jobvite, Forbes, CareerBuilder

“

It's not about being the best.

It's about being **discoverable**.

”

## WHY VISIBILITY MATTERS



**People can find you.**

Visibility puts you in front of the right people.



**People can trust you.**

A strong presence builds credibility and confidence.



**People can choose you.**

Opportunities choose the visible, not the hidden.



**You can grow faster.**

Visibility accelerates your learning and career.



**You can create impact.**

Your ideas can reach, inspire, and influence.



### KEY TAKEAWAY

Talent opens the door, but **visibility** gets you through it.

Build your visibility today, so tomorrow can **find you**.

# THE STUDENTS WHO WIN START EARLY.

You don't need to wait until after graduation to build your future.

The **best time** to build your visibility is **right now**.

## WHAT YOU CAN DO TODAY



### Build your presence

Create a professional digital footprint that represents you.



### Share your journey

Document what you learn, build, and create.



### Build real projects

Show your skills through practical work.



### Network intentionally

Connect with people, not just to ask, but to grow.



### Use AI to accelerate

Learn faster, work smarter, and stay ahead.



“

The earlier you build your digital identity, the more opportunities will find you.

”



The goal is not to be famous.  
The goal is to be **findable**.

When you become findable, you become **valuable**.

When you become valuable, **opportunities follow**.

“

In the digital age, visibility is not luck. It's a **skill**. And **skills can be learned**.

## CHAPTER 2

# LINKEDIN IS THE NEW RESUME

“ Your profile speaks  
before you do. ”



Recruiters **search**.  
Opportunities **check**.  
The best choose **visible** people.



LinkedIn is not just  
a platform.  
It is your **professional stage**.



Build it **right**.  
Show up **consistently**.  
Attract the **right opportunities**.



Your future is being  
shaped by what people  
**see** about you online.

# LINKEDIN IS THE NEW RESUME

For years, students believed that resumes were enough.

Today, **they are not.**



Before recruiters contact you, they **search for you.**



And in most cases, the first thing they see is **your LinkedIn profile.**



Your profile has become more than a digital resume. It is now a complete **professional identity.**

## THE MODERN HIRING PROCESS HAS CHANGED.



Companies no longer rely only on CVs.



They want proof.



They want visibility. They want credibility.



## A STRONG LINKEDIN PROFILE TELLS PEOPLE:



Who you are



What you **build**



What you **care** about



What **value** you bring

Students who understand this early gain a **huge advantage.**

Because while others stay invisible, they become **discoverable.**



## A WELL-BUILT LINKEDIN PROFILE CAN:



Attract internships



Create networking opportunities



Build professional credibility



Showcase projects and skills



Open unexpected doors



You do not need years of experience to stand out.

You only need **CLARITY, CONSISTENCY, and VISIBILITY.**



# WHAT A STRONG LINKEDIN PROFILE INCLUDES

“

Your profile is not just information. It is your **professional story** online.

**1. PROFILE PHOTO**  
Use a clear, professional photo. It builds trust and makes you recognizable.

**2. BANNER IMAGE**  
Use a clean, relevant banner that reflects your industry or goals.

**3. HEADLINE**  
Show who you are, what you do, and the value you create.

**4. ABOUT SECTION**  
Tell your story. Share your goals, passions, skills, and aspirations.

**5. EXPERIENCE**  
Highlight roles, projects, volunteer work, and achievements.

**6. EDUCATION**  
Show your academic background and relevant courses.



## 7. SKILLS

Add relevant skills that match your goals. It helps you get discovered.



## 8. FEATURED SECTION

Showcase your best projects, certificates, articles, or work. Proof is powerful.



## 9. RECOMMENDATIONS

Build credibility through recommendations from people you've worked with.

## THE GOLDEN FORMULA



+



+



+



=



Clear Identity

Relevant Skills

Real Projects

Strong Network

New Opportunities



Your LinkedIn profile is your 24/7 digital representative.

**Make it clear. Make it valuable. Make it unforgettable.**

# COMMON LINKEDIN MISTAKES

Most students make these mistakes and stay invisible.

**Don't** be one of them.



## 01 INCOMPLETE PROFILE

An incomplete profile tells people you're not serious.



### HOW TO FIX IT

#### COMPLETE EVERY SECTION

Fill out 100% of your profile. Details build trust and credibility.



## 02 BORING HEADLINE

Using only your job title or major makes you blend in.



#### CREATE A VALUE-FOCUSED HEADLINE

Show what you do, who you help, and the value you bring.



## 03 NO ABOUT SECTION

If you don't tell your story, people won't understand your value.



#### WRITE YOUR STORY

Explain who you are, what you do, and where you're going.



## 04 NO PROJECTS OR ACHIEVEMENTS

Without proof of your work, there is no reason to trust you.



#### SHOWCASE YOUR WORK

Add projects, certifications, achievements, and real results.



## 05 WRONG CONNECTION STRATEGY

Connecting randomly won't help. Quality matters more than quantity.



#### CONNECT STRATEGICALLY

Connect with people who inspire you, work in your field, or add value.



## 06 NO ACTIVITY

A silent profile is forgotten. Visibility requires consistent activity.



#### BE CONSISTENTLY ACTIVE

Post, comment, share, and engage. Stay visible and stay relevant.



## 07 POOR PRIVACY & VISIBILITY SETTINGS

If recruiters can't find you, opportunities can't find you either.



#### OPTIMIZE YOUR SETTINGS

Make your profile discoverable to the right people.



Your LinkedIn profile is a living asset.  
Build it intentionally. Update it regularly.  
Let it work for your future.



# “YOUR PROFILE SPEAKS BEFORE YOU DO.”



People judge your **professionalism** through it.



Opportunities come to those who are **easy to find**.



Visibility today creates **growth** tomorrow.



Your digital presence builds your **personal brand**.



A strong profile can **open doors** you never expected.



## “

You don't get a second chance to make a first impression online.

**Make it count.**



Build your **LinkedIn** today.  
Build your future **on purpose**.

CHAPTER 3

# HOW AI GIVES STUDENTS AN UNFAIR ADVANTAGE

“ The future belongs to students who combine intelligence, adaptability, and technology. ”



# WHAT AI ALLOWS STUDENTS TO DO

AI is not just a tool. It is a **multiplier**.  
It helps you learn faster, create better,  
and **achieve more**.

“

AI will not do the work for you.  
But it will help you do  
**incredible work**.  
Faster. Smarter. Better.



## 1. LEARN FASTER

Understand complex topics, summarize information, and get answers instantly.



## 2. WRITE BETTER

Improve your writing, structure, grammar, and clarity. Create essays, posts, and reports with ease.



## 3. RESEARCH SMARTER

Find accurate information, analyze data, compare ideas, and extract key insights quickly.



## 4. BUILD PROJECTS

Generate code, debug, get explanations, and build projects faster and smarter.



## 5. IMPROVE COMMUNICATION

Generate professional emails, messages, presentations, and responses.



## 6. ANALYZE INFORMATION

Analyze articles, data, PDFs, and reports. Turn information into clear, actionable insights.



## 7. AUTOMATE TASKS

Automate repetitive tasks and focus on what truly matters.



## 8. GENERATE IDEAS

Brainstorm ideas, create content, solve problems, and explore new possibilities.



## AI GIVES STUDENTS LEVERAGE.

The internet gave students access to information.  
AI gives students **leverage**.



### A STUDENT WITH STRONG AI SKILLS CAN:



Complete tasks more efficiently



Build professional-quality work



Launch projects independently



Solve problems faster



Learn skills without expensive resources

“

Success is no longer about working harder.  
It's about learning how to work **intelligently**.



# THE BEST AI TOOLS EVERY STUDENT SHOULD KNOW

Powerful tools to help you **learn, create, and grow** faster.



## 1. LEARNING & RESEARCH



### ChatGPT

Explains complex topics, answers questions, and helps you learn anything faster.



### Perplexity AI

Finds accurate, real-time information with sources you can trust.



## 2. WRITING & EDITING



### Grammarly

Improves grammar, clarity, and tone. Makes your writing clean and professional.



### QuillBot

Paraphrases, summarizes, and improves your writing instantly.



## 3. PRODUCTIVITY & PLANNING



### Notion AI

Helps you plan, organize, write, and manage your study or project workflow.



### ClickUp AI

Automates tasks, writes updates, and keeps your projects on track.



## 4. CODE & DEVELOPMENT



### GitHub Copilot

Helps you write code faster and smarter. Your AI coding partner.



### Replit AI

Builds apps, fixes errors, and explains code in simple words.



## 5. DESIGN & CREATIVITY



### Canva AI

Creates stunning designs, presentations, and visuals in seconds.



### Midjourney

Generates amazing images from your ideas and imagination.



## 6. PRESENTATIONS & DOCUMENTS



### Tome

Creates beautiful presentations from text in seconds.



### SlidesAI

Turns any text into professional slides instantly.



## 7. AUDIO & VIDEO



### Descript

Edits videos and audio like a doc. Remove filler words automatically.



### Synthesia

Creates AI videos with realistic avatars in minutes.



## 8. DATA & ANALYTICS



### ChatGPT + Advanced Data Analysis

Analyzes data, creates charts, and finds insights easily.



### Rows AI

Analyzes spreadsheets and automates repetitive tasks.



## TOOLS DON'T CREATE RESULTS. HOW YOU USE THEM DOES.

Use AI as a **multiplier**, not a crutch.



### HOW TO GET THE MOST OUT OF AI



Be clear and specific.



Ask better questions.



Think critically and verify information.



Use AI to enhance your creativity.



Combine multiple tools for better results.

“

AI is not here to replace you.  
It's here to help you become unstoppable.”

”

# THE DIFFERENCE BETWEEN SMART AI USE VS PASSIVE AI USE

AI is a tool. The results depend on how you use it.



## SMART AI USE

Builds you.



### ASKS BETTER QUESTIONS

You ask specific, clear questions to get precise, useful answers.



### USES AI TO LEARN

You use AI to understand, explore, and deepen your knowledge.



### IMPROVES AND CUSTOMIZES

You refine the output, add your ideas, and make it your own.



### BUILDS ORIGINAL IDEAS

You combine AI insights with your creativity and perspective.



### DEVELOPS REAL SKILLS

You practice, iterate, and grow stronger with every use.



### VERIFIES AND FACT-CHECKS

You check accuracy and use reliable sources.



### CREATES VALUE

You use AI to produce high-quality work that stands out.



### QUESTIONS



### LEARNING



### CONTROL



### CREATIVITY



### GROWTH



### ACCURACY



### RESULTS



## PASSIVE AI USE

Limits you.



### ASKS VAGUE QUESTIONS

You ask general questions and get generic, average answers.



### USES AI TO COPY

You use AI to get answers and copy without understanding.



### ACCEPTS EVERYTHING

You accept the first output without checking or improving it.



### RELIES ON AI IDEAS

You depend on AI to think for you instead of building your own ideas.



### STAYS SKILL-DEPENDENT

You avoid effort, so your skills don't grow or improve.



### TRUSTS EVERYTHING

You trust AI blindly and risk mistakes or wrong information.



### CREATES SHORTCUTS

You use AI for quick results that don't create real value.

### SMART AI USERS:

- ✓ Think critically
- ✓ Stay curious
- ✓ Build expertise
- ✓ Create impact



# AI

The gap will only get bigger.

### PASSIVE AI USERS:

- ✗ Think passively
- ✗ Stay comfortable
- ✗ Stay average
- ✗ Get left behind



“

AI won't replace you.  
But someone using AI better than you,  
**will replace you.**



“AI WILL NOT REPLACE STUDENTS. STUDENTS USING AI WILL REPLACE STUDENTS IGNORING IT.”



### • THE STUDENTS WHO WIN IN THE AI ERA: •



#### THINK CRITICALLY

They ask better questions and **think** deeper.



#### ADAPT QUICKLY

They stay flexible and learn new skills **faster**.



#### USE TECHNOLOGY WISELY

They leverage AI to **multiply** their abilities.



#### CREATE VALUE

They build projects, solve problems, and make an **impact**.



#### STAY VISIBLE

They showcase their work and build their **brand**.



The future belongs to students who combine **intelligence, tools, and visibility**.



INTELLIGENCE

+



TOOLS

+



VISIBILITY



Don't wait for the future. Start building your advantage today.  
Learn AI. Use AI. Lead with AI.



CHAPTER 4

# BUILDING YOUR DIGITAL IDENTITY



Your digital identity  
is not just your profile.  
It is your story,  
your value, and your future.



PROFILE



CONNECTIONS



PROJECTS



REPUTATION



POSTS



OPPORTUNITIES



# WHAT SHAPES YOUR DIGITAL IDENTITY

Your digital identity is built through every action you take online. These key elements shape how people **see**, remember, and **trust** you.



## 01 YOUR PROFILE

Your profile is your digital storefront. It shows who you are, what you do, and what you stand for.



## 02 YOUR CONTENT

The content you share reflects your knowledge, perspective, and personality. It builds trust and authority.



## 03 YOUR PROJECTS & WORK

Projects turn your ideas into proof. They demonstrate your skills, creativity, and ability to solve problems.



## 04 YOUR NETWORK

The people you connect with shape your opportunities. Relationships create doors that skills alone cannot open.



## 05 YOUR ENGAGEMENT

Comments, conversations, and interactions increase your visibility and help you build real connections.



## 06 YOUR REPUTATION

Your reputation is built over time. It is the result of consistency, value, and how you treat others online.

## YOUR DIGITAL IDENTITY IS MORE THAN A PROFILE.



“

Every piece adds to the big picture of who you are and what you bring to the world.

”



## KEY TAKEAWAY

You don't need to be perfect. You need to be **intentional** and **consistent**.



Be Intentional



Be Consistent



Build Your Future

# PERSONAL BRANDING EXPLAINED SIMPLY



Personal branding is not about showing off. It's about showing who you are, what you do, and the **value** you create.

## AT ITS CORE, PERSONAL BRANDING IS:



### AUTHENTICITY

Being real and consistent with your values.



### CLARITY

Being clear about what you stand for and what you offer.



### CONSISTENCY

Showing up regularly and staying consistent.



### VALUE

Providing insights, solutions, or inspiration to others.



### CONNECTION

Building relationships and creating a positive impact.

## ✗ WHAT PERSONAL BRANDING IS NOT

- ✗ It's not pretending to be someone else.
- ✗ It's not trying to be famous.
- ✗ It's not posting just for attention.
- ✗ It's not about looking perfect.
- ✗ It's not about talking about yourself all the time.



It's about being **intentional** about how you show up online.

## WHY IT MATTERS FOR STUDENTS

- You become more **visible** to the right people.
- You build **trust** before the first conversation.
- You open doors to new **opportunities**.
- You **stand out** in a competitive world.
- You build a **reputation** that grows with you.

## THE BOTTOM LINE

Your personal brand is what people say about you when you are not in the room. Make sure it's a story you are **proud** of.



# HOW VISIBILITY COMPOUNDS OVER TIME

Digital identity works like compounding interest. Small actions repeated consistently create **massive results**.

## THE COMPOUND EFFECT



You share what you learn.



You build trust and credibility.



You start conversations.



You build relationships.



Opportunities come to you.



You grow and create impact.



POST

One small post



VISIBILITY

People start noticing you



CONNECTIONS

You attract the right people



OPPORTUNITIES

Doors start opening



IMPACT

You create value and change lives

## CONSISTENCY IS THE MULTIPLIER

Momentum is built not in a day, but in a pattern.



DAILY ACTIONS  
Small actions create the habit.

+



WEEKLY IMPROVEMENT  
Small improvements create progress.

+



LONG-TERM CONSISTENCY  
Consistency creates transformation.

This is how ordinary efforts create **extraordinary outcomes**.

## PRACTICAL WAYS TO STAY VISIBLE



SHARE

Share what you learn, even if it's small.



SHOWCASE

Show your **projects** and the problems you solve.



ENGAGE

Engage with others and add **value** to conversations.



BE CONSISTENT

Consistency is more **powerful** than perfection.



BE AUTHENTIC

Be **real**. People connect with authenticity.

“  
Your online  
presence  
is your  
modern  
reputation.  
”

**BE AUTHENTIC**

People trust real,  
not perfect.

**BE CONSISTENT**

Consistency builds  
recognition.

**BE VALUABLE**

Value is what makes  
you unforgettable.

**BE VISIBLE**

Visibility is the bridge  
to opportunity.

# THE DIGITAL IDENTITY FORMULA

A simple formula. Powerful results.

Your digital identity is not random.  
It is built through a formula you can  
understand and apply *every day*.



## CLARITY

Know who you are  
and what you stand for.

+



## CONTENT

Share what you know  
and what you build.

+



## CREDIBILITY

Prove your skills  
through value.

+



## VISIBILITY

Be seen consistently  
by the right people.

=



## STRONG DIGITAL IDENTITY

Trust. Recognition.  
Opportunities.

### BREAKING DOWN THE FORMULA



#### 1. CLARITY

Clarity is the foundation.  
People follow clear people.

Be clear about:

- Your values
- Your interests
- Your career direction
- The problems you want to solve

Clarity creates direction.  
Direction creates impact.



#### 2. CONTENT

Content is how you  
communicate value.

Share content that is:

- Helpful
- Relevant
- Real
- Consistent

Content builds awareness.  
Awareness builds trust.



#### 3. CREDIBILITY

Credibility is built through  
proof, not words.

Build credibility by:

- Sharing projects
- Showing results
- Offering insights
- Solving real problems

Proof creates trust.  
Trust opens doors.



#### 4. VISIBILITY

Visibility puts you in  
front of opportunities.

Increase visibility by:

- Posting consistently
- Engaging genuinely
- Collaborating
- Staying active

Visibility creates chances.  
Chances create change.



## THE KEY REMINDER

You don't need to be famous.  
You need to be focused.  
You don't need to be perfect.  
You need to be consistent.  
You don't need to do everything.  
You need to do the right things, consistently.

**Show up. Add value. Keep going.**  
Your future self will thank you.

## DAILY ACTION CHECKLIST

- I shared something valuable today.
- I engaged with my network.
- I worked on a project.
- I moved one step closer to my goals.



Small daily actions.  
Big long-term results.

## CHAPTER 5

# PROJECTS BEAT CERTIFICATES

In a world full of learners,  
the **builders** will always stand out.



BUILD



SOLVE



SHIP



IMPACT

# THE DIFFERENCE BETWEEN CERTIFICATES & PROJECTS



Both have value. But they serve different purposes.  
One teaches you. The other **proves** you.



## CERTIFICATES

Show what you studied.  
Not what you can do.

VS



## PROJECTS

Show what you built.  
Prove what you can do.



### Focus on learning

Certificates focus on absorbing information.

### Focus on building

Projects focus on applying information.



### Issuer speaks for you

An institution or platform gives the certificate.

### You speak for yourself

Your project shows your skills directly.



### Time-bound value

Certificates can expire or lose relevance.

### Long-term value

Great projects stay relevant for years.



### Easy to copy

Anyone can take the same course.

### Hard to copy

Your project is unique and personal.



### Adds to your resume

Looks good on paper, but doesn't show depth.

### Adds to your portfolio

Shows depth, thinking, and real-world skills.



### Shows completion

Proves you finished something.

### Shows capability

Proves you can solve problems and create value.



### Helps you get in

May get you an interview or opportunity.

### Helps you stand out

Helps you get selected, trusted, and remembered.



## THE BOTTOM LINE

Certificates open doors.  
Projects take you through them.



Collect knowledge.  
Build proof.  
**Create impact.**

# EXAMPLES OF STUDENT PROJECTS

You don't need a big idea to start.

You need **action**.

Here are powerful project ideas you can build as a student.

BUILD. LEARN. SHARE. GROW.

1



## WEBSITE OR BLOG

Build a personal blog, portfolio, or information website.

It shows your skills in design, writing, and problem-solving.

2



## AI TOOL OR APP

Create a simple AI tool that solves a real problem.

It shows you understand technology in action.

3



## DATA ANALYSIS PROJECT

Analyze a dataset, find insights, and present your results.

It shows your analytical thinking and attention to detail.

4



## E-COMMERCE STORE

Build a small online store (even demo). It shows you understand business, design, and user experience.

5



## MOBILE APP

Create an app that solves a daily life problem.

It shows your coding skills and creativity.

6



## RESEARCH PROJECT

Choose a topic, research it deeply, and publish a well-structured report or paper. It shows discipline and depth.

7



## YOUTUBE CHANNEL

Create educational or entertainment content. It builds communication skills and personal brand.

8



## SOCIAL MEDIA PROJECT

Build a theme page and grow an audience. It teaches marketing, content, and consistency.

9



## CASE STUDY PROJECT

Analyze a company or industry in depth and share your findings and recommendations. It shows professional thinking.



Remember: It's not about the size of the project.  
It's about the value you create and the problem you solve.

“ Start small.  
Think big.  
Build consistently. ”

# WHY PROOF CREATES OPPORTUNITY

In the digital world, opportunities go to those who can **demonstrate value**.

Projects are the strongest way to do that. Here's why.

## THE POWER OF SHOWING YOUR WORK



01

### PEOPLE DISCOVER YOU

When you share your projects online, people who care about the same topics find you.

Visibility creates possibility.



02

### OPPORTUNITIES APPEAR

Projects open doors you didn't even know existed—internships, freelance work, collaborations, and more.



03

### CONNECTIONS GROW

Quality work attracts like-minded people. You meet mentors, peers, and experts who can help you level up.



04

### CREDIBILITY INCREASES

When you show what you've built, trust increases instantly. You become someone people take seriously.



05

### YOUR SKILLS COMPOUND

Every project makes you better. You learn, improve, and build stronger skills with every step.



06

### CONFIDENCE BUILDS

Finishing projects gives you confidence that courses and theory cannot.

You start believing in your ability.



07

### DIRECTION BECOMES CLEAR

Projects help you discover what you enjoy, what you're good at, and where you want to go.



08

### DOORS OPEN FASTER

People hire and collaborate with those who can prove they can deliver results.



09

### YOU BUILD YOUR REPUTATION

Your projects become your personal brand. They represent you even when you're not in the room.



10

### GLOBAL OPPORTUNITIES

The internet has no borders. Great work can be seen by anyone, anywhere in the world.




### ONE PROJECT CAN:

- ✓ Start conversations
- ✓ Open internship opportunities
- ✓ Attract collaborators
- ✓ Build confidence
- ✓ Change your direction completely



The students who build publicly don't just learn. **They prove.**



**PROOF**  
BEATS POTENTIAL



**EXECUTION**  
BEATS INTENTION



**PROJECTS**  
BEAT CERTIFICATES

“

IN A WORLD FULL OF INFORMATION,  
YOUR **UNIQUE PROJECT** IS YOUR **STRONGEST SIGNAL**.

”

“

# ANYONE CAN CLAIM SKILLS.

# PROJECTS PROVE THEM.

**CERTIFICATES**

Show what  
you studied.

**PROJECTS**

Show what  
you can do.

**KNOWLEDGE**

Is important.  
But it's not enough.

**EXECUTION**

Transforms knowledge  
into value.

**IMPACT**

Creates opportunities  
that change your life.

**REMEMBER:**

The goal is not to collect certificates.  
The goal is to create change.  
Start building. Start proving. Start growing.

*Build today.  
Lead tomorrow.*

# BUILD BEFORE YOU FEEL READY

Most students wait until they feel “ready”.  
But readiness comes through **building**,  
not waiting.



You learn  
by doing.



You grow  
by trying.



You improve  
by shipping.



You stand out  
by executing.

“

PROGRESS IS BETTER  
THAN PERFECTION.

BUILD. LEARN. IMPROVE. REPEAT.

”

## THE MINDSET SHIFT

### WAITING MINDSET



- × I need more time.
- × I need more courses.
- × I need to feel ready.
- × I'll start next month.

VS

### BUILDER MINDSET



- ✓ I'll start small.
- ✓ I'll learn as I go.
- ✓ I'll improve every day.
- ✓ I'll ship and grow.

## HOW TO START TODAY

1



Pick a problem you care about.  
Problems create purpose.

2



Start small and simple.  
Small projects finish.

3



Use what you know.  
Use the tools you already have.

4



Build consistently.  
Consistency beats motivation.

5



Share your work.  
Visibility creates opportunity.

6



Iterate and improve.  
Every version makes you better.

## SMALL PROJECT IDEAS TO START WITH



### Personal Website

Build your own site to showcase who you are  
and what you do.



### To-Do List App

Solve a daily productivity problem  
with a simple app.



### Data Visualization

Take a dataset and turn it into  
meaningful insights.



### Blog or Newsletter

Write about what you learn  
and teach others.



### Photography Portfolio

Capture, edit, and showcase your best work.



### AI Mini-Tool

Create a small AI tool that solves  
one specific problem.



You don't need to be great to start,  
but you need to **start** to be great.

The best projects  
come from students  
who **decided to begin**.



## CHAPTER

## 6

# HOW TO START TODAY



START SMALL.  
THINK BIG.



TAKE ACTION.  
STAY FOCUSED.



KEEP BUILDING.  
KEEP GROWING.



BE VISIBLE.  
CREATE IMPACT.



“ The best time to plant a tree was 20 years ago.  
The second best time is now. ”

# SMALL ACTIONS CREATE MOMENTUM

You don't need a perfect plan.  
You need **consistent actions**.  
Small steps done daily  
lead to **massive results** over time.  
This is how growth really happens.



## THE MOMENTUM EFFECT



### 1. ACTION

You take a small action. It may look insignificant, but it starts the cycle.



### 2. REPETITION

You repeat the action daily. Consistency builds strength.



### 3. MOMENTUM

Small actions compound and create unstoppable momentum.



### 4. CONFIDENCE

You see progress. Confidence grows. You believe in yourself more.



### 5. RESULTS

Big results come from small actions repeated over a long time.

## WHY SMALL WINS MATTER



### They train your mind

You build discipline and focus.



### They reduce overwhelm

Small steps feel easy to start.



### They create consistency

Consistency builds your future.



### They compound

Little by little becomes A LOT.



### They build identity

You become the type of person who shows up and gets things done.

## EXAMPLES OF SMALL ACTIONS



### Write one post

Share one idea, one lesson, or one insight.



### Build something small

A simple project can change your direction.



### Learn for 20 minutes

Tiny learning sessions create massive growth.



### Connect with one person

Build relationships, not just a network.



### Show your progress

People support what they see.

“MOTIVATION GETS YOU STARTED.  
MOMENTUM **KEEPS YOU GOING.**”



You don't need a big move.  
You need the next small step.  
Then take it **again tomorrow.**

# YOUR FIRST 30-DAY ACTION PLAN

You don't need more time.

You need a **simple plan** and the discipline to follow it.

This 30-day plan will help you build your digital identity step by step.



## THE GOAL:

In 30 days, you will:



**BUILD  
CONFIDENCE**



**INCREASE  
VISIBILITY**



**CREATE  
CONNECTIONS**



**BUILD  
MOMENTUM**



**OPEN DOORS TO  
OPPORTUNITIES**

## WEEK 1

### FOUNDATION



Build the base.  
Get started.

### DAY 1



Define your goals.

### DAY 2



Optimize your LinkedIn profile.

### DAY 3



Share your first post (simple idea).

### DAY 4



Connect with 10 people in your field.

### DAY 5



Learn one new skill (20-30 min).

### DAY 6



Research 3 people you admire.

### DAY 7



Review and reflect.

## WEEK 2

### BUILD & LEARN



Learn, create, and improve.

### DAY 8



Share a lesson you learned.

### DAY 9



Watch or read something valuable.

### DAY 10



Work on your small project (1 hour).

### DAY 11



Engage with 5 people's content.

### DAY 12



Write about your progress.

### DAY 13



Learn an AI tool.

### DAY 14



Review and improve.

## WEEK 3

### CREATE & SHARE



Show up. Share value.

### DAY 15



Create useful content.

### DAY 16



Post or publish something valuable.

### DAY 17



Comment on 10 posts meaningfully.

### DAY 18



Reconnect with 5 old connections.

### DAY 19



Record or write about your experience.

### DAY 20



Work on your project.

### DAY 21



Review and adjust.

## WEEK 4

### GROW & EXPAND



Expand your impact. Build momentum.

### DAY 22



Share your best work.

### DAY 23



Connect with new people (network).

### DAY 24



Analyze your progress.

### DAY 25



Teach or help someone.

### DAY 26



Learn something advanced.

### DAY 27



Push your project forward.

### DAY 28



Review and refine.

### DAY 29

Celebrate your progress. You've come a long way.

### DAY 30

Plan your next 30 days. Set bigger goals.



A 30-DAY PLAN DOESN'T CHANGE YOUR LIFE OVERNIGHT. IT CHANGES YOUR **DIRECTION FOREVER.**



BE CONSISTENT



STAY FOCUSED



KEEP IMPROVING



DON'T QUIT

# DAILY HABITS OF VISIBLE STUDENTS

Success online is not about luck.

It's about **daily habits**.

Do these **consistently**,

and you will stand out and grow faster.

SHOW UP  
SHARE VALUE  
STAY CONSISTENT  
KEEP GROWING

Today's Habits

- ✓ Learn
- ✓ Create
- ✓ Share
- ✓ Connect
- ✓ Improve

BUILD IN PUBLIC  
PERSONAL BRANDING  
DIGITAL SKILLS  
CONTENT CREATION  
NETWORKING



## 1 LEARN EVERY DAY

Spend at least 20–30 minutes learning something new. Knowledge compounds.



## 2 CREATE CONSISTENTLY

Create content, write, design, or build something. Creation builds your identity.



## 3 SHARE PUBLICLY

Share what you learn and create. It builds your personal brand and helps others.



## 4 CONNECT WITH PEOPLE

Talk to new people. Build real relationships. Opportunities come from people.



## 5 RESEARCH YOUR FIELD

Stay updated on trends, tools, and opportunities. Information gives you an edge.



## 6 PLAN YOUR DAY

Start your day with a plan. Focus on your most important tasks first.



## 7 BUILD SMALL PROJECTS

Projects turn knowledge into skills. They showcase your ability better than theory.



## 8 REVIEW AND IMPROVE

Review your day or week. Find what worked, improve what didn't.



## 9 STAY CONSISTENT

Consistency is the multiplier. Small daily actions create massive long-term results.



### BONUS HABIT:

### BE PATIENT AND ENJOY THE PROCESS

Growth takes time. Enjoy the journey, and trust the process.

“

Discipline is choosing between what you want now and what you want most. ”

”



### FOCUS

Do less, but better.



### TIME

Protect your focus time.



### ENERGY

Take care of your body and mind.



### DISTRACTIONS

Control your phone, control your life.



### MINDSET

Think long-term. Be committed.



### GROWTH

Little by little, day by day.

“

YOU DO NOT  
NEED TO BE  
PERFECT.

YOU ONLY NEED  
TO BEGIN.

”

The first step doesn't have to be big.

It just has to be **real**.

**Action** creates clarity.

Clarity creates **confidence**.

Confidence creates **everything**.



# THE BEST TIME IS NOW.

You now have the knowledge.  
You have the plan.  
What you need now is **action**.  
The future belongs to those  
who **show up** and **build**.  
Don't wait for the perfect moment.  
**Create it.**



#### REMEMBER:

Small steps today  
create a massive  
future tomorrow.

## YOUR NEXT STEPS



#### 1. DECIDE

Choose your  
direction.  
Make the decision  
to take action.



#### 2. START SMALL

Take your first  
small step today.  
It doesn't have to  
be perfect.



#### 3. STAY CONSISTENT

Show up every day.  
Consistency  
compounds  
into results.



#### 4. KEEP IMPROVING

Learn, adapt,  
and get better  
1% every day.



#### 5. BUILD YOUR LEGACY

Help others.  
Create impact.  
Leave a mark.

“

Your digital identity is your **greatest asset**.  
Start building it today, and your future self will **thank you**.

”

## YOU HAVE EVERYTHING YOU NEED TO BEGIN.

- ✓ You have the tools.
- ✓ You have the opportunities.
- ✓ You have the ability.
- ✓ Now take action.

**YOUR FUTURE IS WAITING.  
GO BUILD IT.**



## THIS IS NOT THE END. IT'S THE BEGINNING.

The journey never really ends.  
You will keep learning,  
keep growing, and keep building.  
The digital world is yours  
to shape.

*Go make it happen.*



Start today. **Keep** going. Your future is yours to **build**.  
THE WORLD IS WATCHING. MAKE SURE THEY CAN **FIND YOU**.

# YOUR JOURNEY DOESN'T END HERE. IT STARTS NOW.

You have the knowledge.

You have the tools.

Now, it's time to **take action**  
and build your **digital identity**.

“

Your digital identity is your personal brand.  
**Build it today. Shape your future.**

”



Start Building Your  
Digital Identity with

## TajeriQ

TajeriQ is an all-in-one platform  
designed to help you build, manage,  
and grow your digital identity.



Build Your  
Profile



Share Your  
Content



Track Your  
Growth



Connect &  
Collaborate



Unlock  
Opportunities



Strengthen  
Your Brand

**TAKE THE FIRST STEP.**  
YOUR FUTURE SELF WILL THANK YOU.



Your TajeriQ Link:

**Tajeriq.com**



THE WORLD IS CHANGING.  
THE FUTURE IS DIGITAL.

**BE VISIBLE. BE VALUABLE.  
BE UNSTOPPABLE.**



**REMEMBER:**

Small actions today  
create massive opportunities  
tomorrow.

KEEP LEARNING. KEEP BUILDING. KEEP GROWING.  
**THE BEST VERSION OF YOU IS WAITING.**